


Contents

LESSON	LANGUAGE	PAGE
Hello!		6
1 Look!		8
2 The Monkey	a / an	10
3 Let's Go, Top Team!	What's this? It's a / an ...	12
4 Good Morning!	a / an / the	14
5 Mick's Video	Regular plurals	16
Review 1: Hello! Lessons 1-5	Story 1: The Classroom	18
6 At the Zoo	this / that	22
7 I'm Hungry!	I am, You are, He / She / It is	24
8 Help!	Am I, Are you, Is he / she / it ... ?	26
9 We Love You	We / You / They are	28
10 Mick's Video	Are we / you / they ... ?	30
Review 2: Lessons 6-10	Story 2: The Three Monkeys	32
11 At the Carnival	There is / are	36
12 The Dragon	have / has got	38
13 Stop!	have / has got (negative & questions)	40
14 At the Park	my, your, his, her, its	42
15 Mick's Video	our, your, their	44
Review 3: Lessons 11-15	Story 3: Pinocchio	46
16 The Superjet	Present Continuous (I, you, he, she, it)	50
17 The Farm	Present Continuous (we, you, they)	52
18 In the Snow	Present Continuous (negative)	54
19 A Good Idea	Present Continuous (questions & short answers)	56
20 Mick's Video	this / that, these / those	58
Review 4: Lessons 16-20	Story 4: Let's Sing!	60

LESSON	LANGUAGE	PAGE
21 The Email	Wh- questions	64
22 The Race	Plurals (-es / -ies) and irregular plurals	66
23 Thanks, Dolphin!	can	68
24 The Winner	can't, Can ... ?	70
25 Mick's Video	in, on, under, near	72
Review 5: Lessons 21-25	Story 5: Marianna	74
26 Dr Mad Can't Sleep	Present Simple (I, you, we, they)	78
27 The Top Team	Present Simple (he, she, it)	80
28 The Birthday Party	Present Simple (questions & short answers)	82
29 The Skateboard	Present Simple (questions & short answers)	84
30 Mick's Video	Days of the week	86
Review 6: Lessons 26-30	Story 6: Sam, Pam and Tam	88
Fun Activities		
End-of-Year Game		92
End-of-Year Show		94
Holiday Activities		97
Songs		118

Get Ready for Junior B
Read with the Top Team,
pages 105-117



Picture Dictionary in the flap at the back of the book

Review 5 Lessons 21-25

1 Complete.

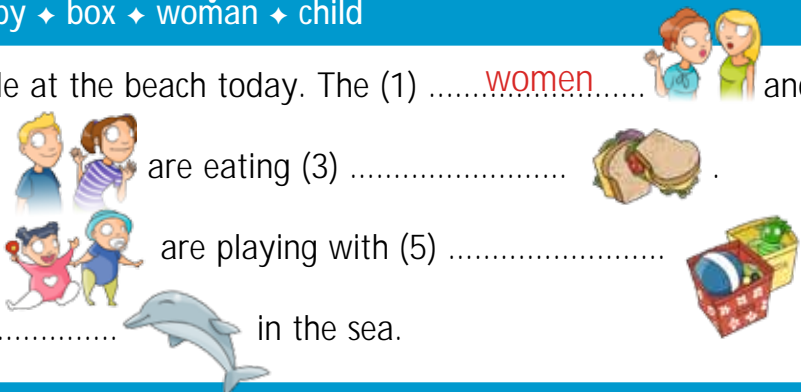
dolphin ♦ sandwich ♦ baby ♦ box ♦ woman ♦ child

There are a lot of people at the beach today. The (1) **women** and

the (2) are eating (3)

The (4) are playing with (5)

There is one (6) in the sea.



2 Listen and draw.



3 Answer.

- What is your name?
.....
- Who is your teacher?
.....
- What is in your bag?
.....
- Where is your pencil?
.....
- What is on your desk?
.....

4 Write. Use Yes, he can. / Yes, they can. / No, it can't.

- Can the man sing?
.....
- Can the dog climb the tree?
.....
- Can the girls run?
.....



5 Talk.


At the Beach



- A: Hello. How are you?
B: **Bob.**
A: What is **Bob** doing?
B: **He's playing with a ball.**

Go to Poster 5

6 My Turn! Draw or find photos. Then write to



Hello!
Look at my **friend**. He can **swim**.
I can **sing**. I can't **dance**.

Hello, Eco!
.....
.....
.....